

enclosures: **size "44.27"**

**standard** ..... page: 176 ÷ 179  
**aggressive environments** page: 181  
**EMC** ..... page: 182

panel supports:  
**COB** ..... page: 258 ÷ 259

- features according to EN 61984:
- 10A 250V 4kV 2**
- UL, CSA, CCC, GL certified
- for maximum current load, see the insert load curve section on page 29
- for applications with higher voltages, see the special voltage application section on page 52
- for contact crimping instructions, please see the crimping tool section (10A contacts, CDF and CDM series) on pages 296, 300, 304, 306, 308
- PCBs interface, see article CIF 2.4

**inserts, crimp connections**

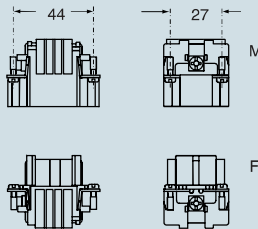


**10A crimp contacts silver and gold plated**

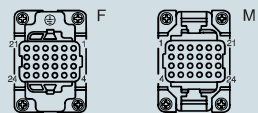


description	part No.	part No.	part No.
without contacts (to be ordered separately)			
female inserts for female contacts	<b>CDDF 24</b>		
male inserts for male contacts	<b>CDDM 24</b>		
<b>10A female contacts</b>			
0.14÷0.37 mm <sup>2</sup> AWG 26÷22 identification No. 1		<b>C DFA 0.3</b>	<b>C DFD 0.3</b>
0.5 mm <sup>2</sup> AWG 20 identification No. 2		<b>C DFA 0.5</b>	<b>C DFD 0.5</b>
0.75 mm <sup>2</sup> AWG 18 identification No. ②		<b>C DFA 0.7</b>	<b>C DFD 0.7</b>
1 mm <sup>2</sup> AWG 18 identification No. 3		<b>C DFA 1.0</b>	<b>C DFD 1.0</b>
1.5 mm <sup>2</sup> AWG 16 identification No. 4		<b>C DFA 1.5</b>	<b>C DFD 1.5</b>
2.5 mm <sup>2</sup> AWG 14 identification No. 5		<b>C DFA 2.5</b>	<b>C DFD 2.5</b>
<b>10A male contacts</b>			
0.14÷0.37 mm <sup>2</sup> AWG 26÷22 identification No. 1		<b>C DMA 0.3</b>	<b>C DMD 0.3</b>
0.5 mm <sup>2</sup> AWG 20 identification No. 2		<b>C DMA 0.5</b>	<b>C DMD 0.5</b>
0.75 mm <sup>2</sup> AWG 18 identification No. ②		<b>C DMA 0.7</b>	<b>C DMD 0.7</b>
1 mm <sup>2</sup> AWG 18 identification No. 3		<b>C DMA 1.0</b>	<b>C DMD 1.0</b>
1.5 mm <sup>2</sup> AWG 16 identification No. 4		<b>C DMA 1.5</b>	<b>C DMD 1.5</b>
2.5 mm <sup>2</sup> AWG 14 identification No. 5		<b>C DMA 2.5</b>	<b>C DMD 2.5</b>

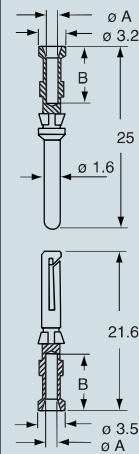
dimensions in mm



contacts side (front view)



dimensions in mm



**CDF and CDM contacts**

conductor section mm <sup>2</sup>	conductor slot	
	ø A (mm)	B (mm)
0.14÷0.37	0.9	8
0.5	1.1	8
0.75	1.3	8
1.0	1.45	8
1.5	1.8	8
2.5	2.2	6

- stripping length see section feature of inserts on page 13

dimensions indicated are not binding and may be changed without notice