

enclosures: **size "57.27"**

**standard** ..... page: 184 ÷ 188  
**aggressive environments** page: 195  
**EMC** ..... page: 196

panel supports:


**COB** ..... page: 258 ÷ 259

- features according to EN 61984:

**16A 500V 6kV 3**

- UL, CSA, CCC, GL certified
- for maximum current load, see the insert load curve section on page 30
- for contact crimping instructions, please see the crimping tool section (16A contacts, CCF, CCM and CC...AN series) on pages 296, 300, 304, 306, 308

**inserts, crimp connections**

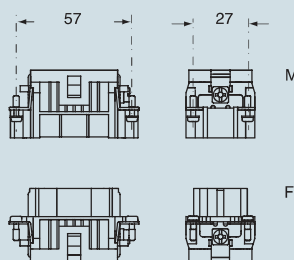


**16A crimp contacts normal and for advanced opening silver and gold plated**

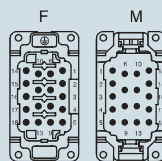


| description                                                                                                                                                                                                                                                                                                                                         | part No.                         | part No.                                                                                                                          | part No.                                                                                                                          |
|-----------------------------------------------------------------------------------------------------------------------------------------------------------------------------------------------------------------------------------------------------------------------------------------------------------------------------------------------------|----------------------------------|-----------------------------------------------------------------------------------------------------------------------------------|-----------------------------------------------------------------------------------------------------------------------------------|
| without contacts (to be ordered separately)<br>female inserts for female contacts<br>male inserts for male contacts                                                                                                                                                                                                                                 | <b>CQEF 18</b><br><b>CQEM 18</b> |                                                                                                                                   |                                                                                                                                   |
| <b>16A female contacts</b><br>0.5 mm <sup>2</sup> AWG 20 with no grooves<br>0.75 mm <sup>2</sup> AWG 18 one groove (back side)<br>1 mm <sup>2</sup> AWG 18 one groove<br>1.5 mm <sup>2</sup> AWG 16 two grooves<br>2.5 mm <sup>2</sup> AWG 14 three grooves<br>3 mm <sup>2</sup> AWG 12 one wide groove<br>4 mm <sup>2</sup> AWG 12 with no grooves |                                  | <b>CCFA 0.5</b><br><b>CCFA 0.7</b><br><b>CCFA 1.0</b><br><b>CCFA 1.5</b><br><b>CCFA 2.5</b><br><b>CCFA 3.0</b><br><b>CCFA 4.0</b> | <b>CCFD 0.5</b><br><b>CCFD 0.7</b><br><b>CCFD 1.0</b><br><b>CCFD 1.5</b><br><b>CCFD 2.5</b><br><b>CCFD 3.0</b><br><b>CCFD 4.0</b> |
| <b>16A male contacts</b><br>0.5 mm <sup>2</sup> AWG 20 with no grooves<br>0.75 mm <sup>2</sup> AWG 18 one groove (back side)<br>1 mm <sup>2</sup> AWG 18 one groove<br>1.5 mm <sup>2</sup> AWG 16 two grooves<br>2.5 mm <sup>2</sup> AWG 14 three grooves<br>3 mm <sup>2</sup> AWG 12 one wide groove<br>4 mm <sup>2</sup> AWG 12 with no grooves   |                                  | <b>CCMA 0.5</b><br><b>CCMA 0.7</b><br><b>CCMA 1.0</b><br><b>CCMA 1.5</b><br><b>CCMA 2.5</b><br><b>CCMA 3.0</b><br><b>CCMA 4.0</b> | <b>CCMD 0.5</b><br><b>CCMD 0.7</b><br><b>CCMD 1.0</b><br><b>CCMD 1.5</b><br><b>CCMD 2.5</b><br><b>CCMD 3.0</b><br><b>CCMD 4.0</b> |
| <b>16A male crimp contacts for advanced opening</b><br>0.5 mm <sup>2</sup> AWG 20 with no grooves<br>0.75 mm <sup>2</sup> AWG 18 one groove (back side)<br>1 mm <sup>2</sup> AWG 18 one groove<br>1.5 mm <sup>2</sup> AWG 16 two grooves<br>2.5 mm <sup>2</sup> AWG 14 three grooves                                                                |                                  | <b>CC 0.5 AN</b><br><b>CC 0.7 AN</b><br><b>CC 1.0 AN</b><br><b>CC 1.5 AN</b><br><b>CC 2.5 AN</b>                                  |                                                                                                                                   |

**dimensions in mm**

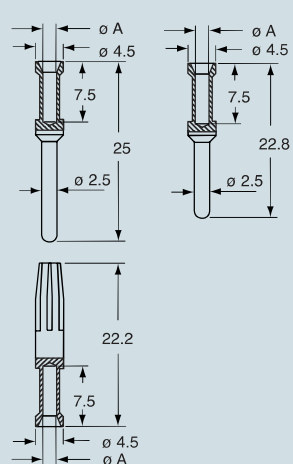


**contacts side (front view)**



**dimensions in mm**

**CCF and CCM CC...AN**



**CCF, CCM and CC..AN contacts**

| conductor section mm <sup>2</sup> | ø slot A (mm) |
|-----------------------------------|---------------|
| 0.5                               | 1.1           |
| 0.75                              | 1.3           |
| 1.0                               | 1.45          |
| 1.5                               | 1.8           |
| 2.5                               | 2.2           |
| 3                                 | 2.55          |
| 4                                 | 2.85          |

dimensions indicated are not binding and may be changed without notice

- stripping length see section feature of inserts on page 13

CQE