

enclosures: **size "77.27"**

standard page: 198 ÷ 202
aggressive environments page: 209
EMC page: 210

panel supports:


COB page: 258 ÷ 259

- features according to EN 61984:

40A 690V 8kV 3
10A 250V 4kV 3

- UL, CSA, CCC, GL certified
- for maximum current load, see the insert load curve section on page 33
- for contact crimping instructions, please see the crimping tool section (40A contacts CXF, CXM series and 10A contacts CDF, CDM series) on pages 296, 298, 300, 304, 306, 308

**inserts,
crimp connections**



**40A and 10A crimp contacts
silver and gold plated**



description	part No.	part No.	part No.
-------------	----------	----------	----------

without contacts (to be ordered separately)
 female inserts for female contacts
 male inserts for male contacts

CXF 12/2
CXM 12/2

40A female contacts

1.5 mm ²	AWG 16
2.5 mm ²	AWG 14
4 mm ²	AWG 12
6 mm ²	AWG 10

40A male contacts

1.5 mm ²	AWG 16
2.5 mm ²	AWG 14
4 mm ²	AWG 12
6 mm ²	AWG 10

10A female contacts

0.14÷0.37 mm ²	AWG 26÷22	identification No. 1
0.5 mm ²	AWG 20	identification No. 2
0.75 mm ²	AWG 18	identification No. ②
1 mm ²	AWG 18	identification No. 3
1.5 mm ²	AWG 16	identification No. 4
2.5 mm ²	AWG 14	identification No. 5

10A male contacts

0.14÷0.37 mm ²	AWG 26÷22	identification No. 1
0.5 mm ²	AWG 20	identification No. 2
0.75 mm ²	AWG 18	identification No. ②
1 mm ²	AWG 18	identification No. 3
1.5 mm ²	AWG 16	identification No. 4
2.5 mm ²	AWG 14	identification No. 5

CXFA 1.5
CXFA 2.5
CXFA 4.0
CXFA 6.0

silver plated

CXMA 1.5
CXMA 2.5
CXMA 4.0
CXMA 6.0

CDFA 0.3
CDFA 0.5
CDFA 0.7
CDFA 1.0
CDFA 1.5
CDFA 2.5

silver plated

CDFD 0.3
CDFD 0.5
CDFD 0.7
CDFD 1.0
CDFD 1.5
CDFD 2.5

gold plated

CDMA 0.3
CDMA 0.5
CDMA 0.7
CDMA 1.0
CDMA 1.5
CDMA 2.5

CDMD 0.3
CDMD 0.5
CDMD 0.7
CDMD 1.0
CDMD 1.5
CDMD 2.5

CXF and CXM contacts

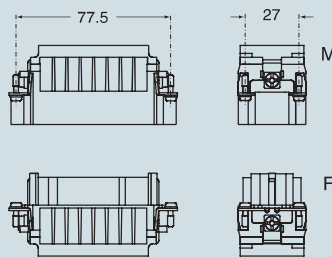
conductor section mm ²	conductor slot	
	ø A (mm)	B (mm)
1.5	1.8	9
2.5	2.2	9
4	2.85	9.6
6	3.5	9.6

CDF and CDM contacts

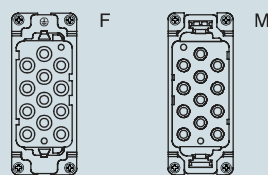
conductor section mm ²	conductor slot	
	ø A (mm)	B (mm)
0.14÷0.37	0.9	8
0.5	1.1	8
0.75	1.3	8
1.0	1.45	8
1.5	1.8	8
2.5	2.2	6

- stripping length see section feature of inserts on page 13

dimensions in mm

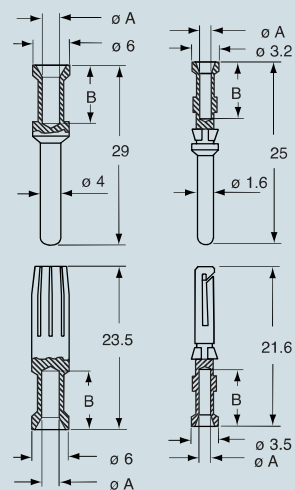


contacts side (front view)



dimensions in mm

CXF and CXM **CDF and CDM**



dimensions indicated are not binding and may be changed without notice